




SHREE SATHYAM COLLEGE OF ENGINEERING AND TECHNOLOGY


Academic Year : 2022-2023 Report Date : 10-05-2024 From : 11/01/2023 To : 05/10/2024

STUDENTS FEEDBACK ON ACADEMICS AND AMBIENCE OF THE INSTITUTION


Survey Count : 319

| S.No | Feedback Question's | Excellent | Very Good | Good | Fair | Poor | Total Weightage | Percentage | 3-Scale Weightage |
|------|--|-----------|-----------|------|------|------|-----------------|------------|-------------------|
| 1 | Teachers cover the syllabus with clear explanations on all topics and helps to improve student performance | 176 | 121 | 22 | 0 | 0 | 1430 | 89.66% | 2.69 |
| 2 | Teachers clarify students doubts and take remedial measures for weak students. | 75 | 187 | 57 | 0 | 0 | 1294 | 81.13% | 2.43 |
| 3 | Teachers mentor students on regular basis to improve the academic performance and motivate them to participate in co-curricular and extra-curricular activities. | 62 | 147 | 109 | 1 | 0 | 1227 | 76.93% | 2.31 |




Dr. V. SUJATHA M.E., Ph.D.,
PRINCIPAL
Shree Sathyam College of
Engineering and Technology
Sankari, Salem (Dt)-637301

| S.No | Feedback Question's | Excellent | Very Good | Good | Fair | Poor | Total Weightage | Percentage | 3-Scale Weightage |
|------|--|-----------|-----------|------|------|------|-----------------|------------|-------------------|
| 4 | Laboratory experiments enable experiential learning to understand concepts. | 86 | 117 | 116 | 0 | 0 | 1246 | 78.12% | 2.34 |
| 5 | Internal tests and end-semester examinations are periodically conducted towards students' continuous evaluation and follow up actions taken based on evaluation. | 53 | 136 | 129 | 1 | 0 | 1198 | 75.11% | 2.25 |
| 6 | Value added programs are useful to strengthen technical knowledge and skills which in turn helps towards employability | 34 | 77 | 128 | 77 | 3 | 1019 | 63.89% | 1.92 |
| 7 | Library is having good number of text and reference books and additional books for competitive exams. | 52 | 139 | 122 | 5 | 1 | 1193 | 74.80% | 2.24 |



Dr. V. SUJATHA M.E., Ph.D.,
PRINCIPAL
 Shree Sathyam College of
 Engineering and Technology
 Sankari, Salem (Dt)-637301


| S.No | Feedback Question's | Excellent | Very Good | Good | Fair | Poor | Total Weightage | Percentage | 3-Scale Weightage |
|----------------------------|---|-----------|-----------|------|------|------|-----------------|---------------|-------------------|
| 8 | Co and Extra Curricular(sports & games) facilities give good opportunities to explore themselves. | 40 | 87 | 128 | 60 | 4 | 1056 | 66.21% | 1.99 |
| 9 | Clean and Green campus; Plastic-free and eco-friendly campus. | 57 | 118 | 125 | 19 | 0 | 1170 | 73.35% | 2.20 |
| OVER ALL PERCENTAGE | | | | | | | 1,203.67 | 75.46% | 2.26 |

Authorized Signature

Authorized Person

TEACHERS FEEDBACK ON ACADEMICS AND AMBIENCE OF THE INSTITUTION


Survey Count : 23



Dr. V. SUJATHA M.E., Ph.D.,
PRINCIPAL

Shree Sathya College of
Engineering and Technology
Sankari, Salem (Dt)-637301


| S.No | Feedback Question's | Excellent | Very Good | Good | Fair | Poor | Total Weightage | Percentage | 3-Scale Weightage |
|------|--|-----------|-----------|------|------|------|-----------------|------------|-------------------|
| 1 | Teachers monitor complete academic performance of students and adopt teaching methodologies that suit different learners. | 15 | 8 | 0 | 0 | 0 | 107 | 93.04% | 2.79 |
| 2 | Teachers are facilitated with Laptops, LCD Projectors, SmartBoards, and WIFI to enhance ICT teaching learning method | 8 | 14 | 1 | 0 | 0 | 99 | 86.09% | 2.58 |
| 3 | Teachers mentor students on regular basis in academic and overall development | 11 | 12 | 0 | 0 | 0 | 103 | 89.57% | 2.69 |
| 4 | Academics, co and extra-curricular opportunities and facilities and ambience shaped the personality of students in terms of values, ethics, and attitudes. | 10 | 13 | 0 | 0 | 0 | 102 | 88.70% | 2.66 |



Dr. V. SUJATHA M.E., Ph.D.,
PRINCIPAL

Shree Sathya College of
Engineering and Technology
Sankari, Salem (Dt)-637301

| S.No | Feedback Question's | Excellent | Very Good | Good | Fair | Poor | Total Weightage | Percentage | 3-Scale Weightage |
|------|---|-----------|-----------|------|------|------|-----------------|------------|-------------------|
| 5 | Institute promotes sponsored research, research publications, consultancy, faculty developments, patents etc., though faculty motivation and financial support. | 1 | 12 | 1 | 5 | 4 | 70 | 60.87% | 1.83 |
| 6 | Class rooms and Laboratory ambience are good for effective instructional delivery and practice. | 11 | 11 | 1 | 0 | 0 | 102 | 88.70% | 2.66 |
| 7 | Library facilities are good with enormous number of books, eBooks, e-Journals etc., for self-learning and research. | 9 | 14 | 0 | 0 | 0 | 101 | 87.83% | 2.63 |
| 8 | Campus environment promotes healthy interaction of students, teachers and other stakeholders. | 14 | 8 | 1 | 0 | 0 | 105 | 91.30% | 2.74 |



[Signature]
Dr. V. SUJATHA M.E., Ph.D.,
PRINCIPAL
 Shree Sathyan College of
 Engineering and Technology
 Sankari, Salem (Dt)-637301

| S.No | Feedback Question's | Excellent | Very Good | Good | Fair | Poor | Total Weightage | Percentage | 3-Scale Weightage |
|---------------------|---------------------|-----------|-----------|------|------|------|-----------------|------------|-------------------|
| OVER ALL PERCENTAGE | | | | | | | 98.63 | 85.76% | 2.57 |


Authorized Signature

Authorized Person

ALUMNI FEEDBACK ON ACADEMICS AND AMBIENCE OF THE INSTITUTION

Survey Count : 88

| S.No | Feedback Question's | Excellent | Very Good | Good | Fair | Poor | Total Weightage | Percentage | 3-Scale Weightage |
|------|--|-----------|-----------|------|------|------|-----------------|------------|-------------------|
| 1 | Teachers and their mentorships helped to improve academic performance and excel in co and extra-curricular activities. | 34 | 47 | 6 | 1 | 0 | 378 | 85.91% | 2.58 |
| 2 | Teachers have adopted both face-to-face teaching and online learning methodologies. | 42 | 38 | 8 | 0 | 0 | 386 | 87.73% | 2.63 |



[Signature]
Dr. V. SUJATHA M.E., Ph.D.,
PRINCIPAL
 Shree Sathyam College of
 Engineering and Technology
 Sankari, Salem (Dt)-637301

| S.No | Feedback Question's | Excellent | Very Good | Good | Fair | Poor | Total Weightage | Percentage | 3-Scale Weightage |
|------|---|-----------|-----------|------|------|------|-----------------|------------|-------------------|
| 3 | Value added and certification programs are incorporated in syllabus to learn new skills for employability and life-long learning. | 31 | 45 | 10 | 1 | 1 | 368 | 83.64% | 2.51 |
| 4 | Academics, co and extra-curricular facilities and ambience shape the personality in terms of values, ethics, and attitudes. | 24 | 43 | 17 | 3 | 1 | 350 | 79.55% | 2.39 |
| 5 | Institute provides career development, personality development, communication skills development, employability skills development programs and enables good placements and higher studies avenues. | 14 | 43 | 16 | 12 | 3 | 317 | 72.05% | 2.16 |



[Signature]
Dr. V. SUJATHA M.E., Ph.D.,
PRINCIPAL
 Shree Sathyam College of
 Engineering and Technology
 Sankari, Salem (Dt)-637301


| S.No | Feedback Question's | Excellent | Very Good | Good | Fair | Poor | Total Weightage | Percentage | 3-Scale Weightage |
|---------------------|--|-----------|-----------|------|------|------|-----------------|------------|-------------------|
| 6 | Class Rooms and Laboratory facilities are equipped with ICT Tools, LCD Projectors, SmartBoards, Wireless Internet etc. | 33 | 23 | 25 | 4 | 3 | 343 | 77.95% | 2.34 |
| 7 | Library facilities are good with enormous number of books, eBooks, e-Journals for self-learning and research. | 29 | 32 | 19 | 2 | 6 | 340 | 77.27% | 2.32 |
| OVER ALL PERCENTAGE | | | | | | | 354.57 | 80.58% | 2.42 |

Authorized Signature

Authorized Person

EMPLOYERS FEEDBACK ON GRADUATES ACADEMICS AND AMBIENCE OF THE INSTITUTION

Survey Count : 7



[Signature]
Dr. V. SUJATHA M.E., Ph.D.,
PRINCIPAL
 Shree Sathyam College of
 Engineering and Technology
 Sankari, Salem (Dt)-637301

| S.No | Feedback Question's | Excellent | Very Good | Good | Fair | Poor | Total Weightage | Percentage | 3-Scale Weightage |
|------|---|-----------|-----------|------|------|------|-----------------|------------|-------------------|
| 1 | Our graduates have Strong technical skills and domain expertise. | 7 | 0 | 0 | 0 | 0 | 35 | 100.00% | 3.00 |
| 2 | Our graduates have Good communication and interpersonal skills. | 1 | 5 | 1 | 0 | 0 | 28 | 80.00% | 2.40 |
| 3 | Our graduates have Good aptitude and problem solving skills. | 2 | 2 | 3 | 0 | 0 | 27 | 77.14% | 2.31 |
| 4 | Our graduates collaborate with team members and undertake multidisciplinary tasks. | 2 | 4 | 1 | 0 | 0 | 29 | 82.86% | 2.49 |
| 5 | The institution facilitated students self-learning by providing certification programs and laboratory practices that helps to acquire advanced knowledge and skills | 1 | 2 | 4 | 0 | 0 | 25 | 71.43% | 2.14 |





Dr. V. SUJATHA M.E., Ph.D.,
PRINCIPAL
 Shree Sathiyam College of
 Engineering and Technology
 Sankari, Salem (Dt)-637301

| S.No | Feedback Question's | Excellent | Very Good | Good | Fair | Poor | Total Weightage | Percentage | 3-Scale Weightage |
|----------------------------|--|-----------|-----------|------|------|------|-----------------|---------------|-------------------|
| 6 | The institution ambience facilitated students to exhibit Good team spirit and leadership qualities due to the participation in co & extra-curricular activities. | 0 | 0 | 7 | 0 | 0 | 21 | 60.00% | 1.80 |
| OVER ALL PERCENTAGE | | | | | | | 27.50 | 78.57% | 2.36 |

Authorized Signature

Authorized Person




Dr. V. SUJATHA M.E., Ph.D.,
PRINCIPAL
 Shree Sathyam College of
 Engineering and Technology
 Sankari, Salem (Dt)-637301